



Best practice: how to hand rub

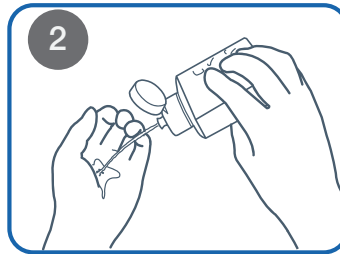
With alcoholic hand rub

Duration of process: 20-30 seconds

(containing at least 60% alcohol)



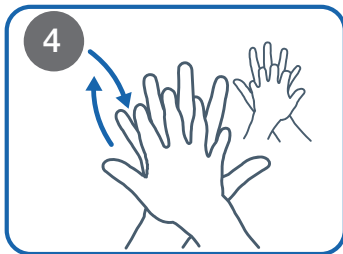
1 Apply a small amount of the product (about 3ml) into a cupped hand



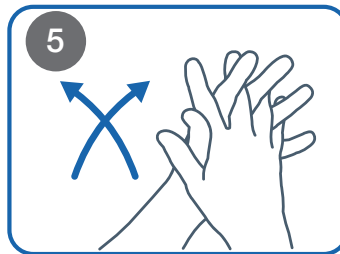
2 Apply enough to cover all hand surfaces



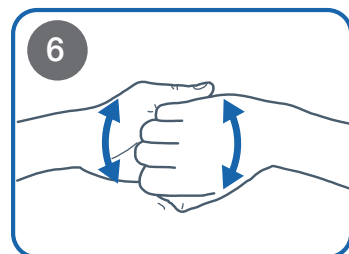
3 Rub hands palm to palm



4 Rub back of each hand with the palm of the other hand with fingers interlaced



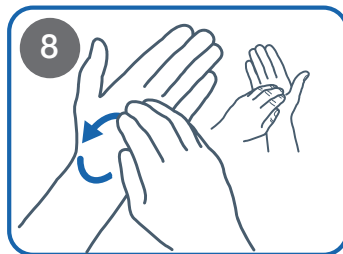
5 Rub palm to palm with fingers interlaced



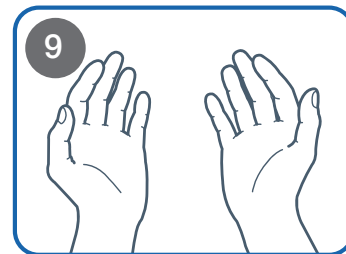
6 Rub with backs of fingers to opposing palms with fingers interlaced



7 Rub each thumb clasped in opposite hand using rotational movement



8 Rub tips of fingers in opposite palm in a circular motion



9 When dry, your hands are now safe